


100% of Actual Size

Direct Digital



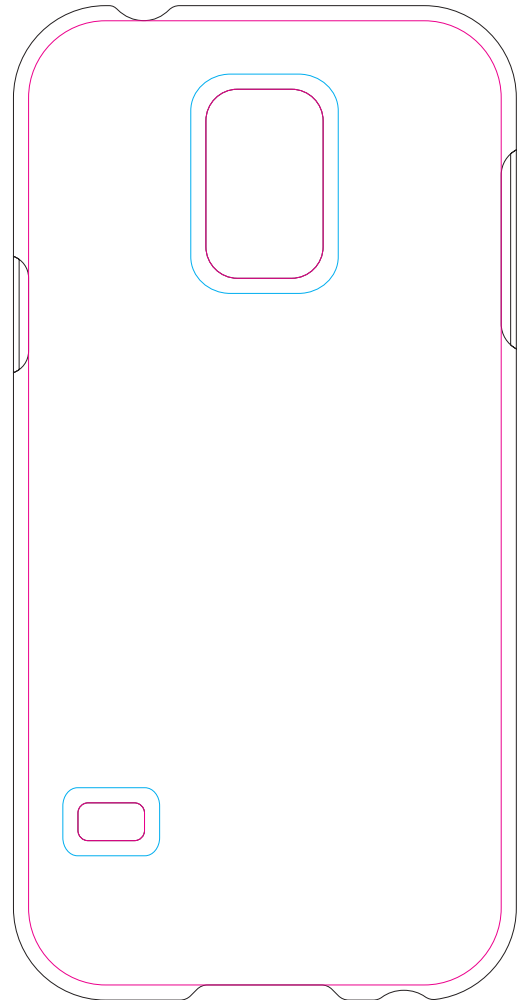
Galaxy S5

Blue Line = The SIGNIFICANT PRINT AREA  
(Keep all critical images & text within this box)  
Pink Line = Maximum Print area

Print is located on the top face,  
there will be a slight border as  
print does not go to the edge.  
Sides cannot be printed.

100% of Actual Size

Direct Digital




Galaxy S5 Mini

Blue Line = The SIGNIFICANT PRINT AREA  
(Keep all critical images & text within this box)  
Pink Line = Maximum Print area

Print is located on the top face,  
there will be a slight border as  
print does not go to the edge.  
Sides cannot be printed.

100% of Actual Size  
Direct Digital




Galaxy S6

Blue Line = The SIGNIFICANT PRINT AREA  
(Keep all critical images & text within this box)  
Pink Line = Maximum Print area

Print is located on the top face,  
there will be a slight border as  
print does not go to the edge.  
Sides cannot be printed.

100% of Actual Size  
Direct Digital




Samsung Galaxy 6 Edge

Blue Line = The SIGNIFICANT PRINT AREA  
(Keep all critical images & text within this box)  
Pink Line = Maximum Print area

Print is located on the top face,  
there will be a slight border as  
print does not go to the edge.  
Sides cannot be printed.

100% of Actual Size  
Direct Digital




Galaxy S7

Blue Line = The SIGNIFICANT PRINT AREA  
(Keep all critical images & text within this box)  
Pink Line = Maximum Print area

Print is located on the top face,  
there will be a slight border as  
print does not go to the edge.  
Sides cannot be printed.

100% of Actual Size  
Direct Digital




Galaxy S7 Edge

Blue Line = The SIGNIFICANT PRINT AREA  
(Keep all critical images & text within this box)  
Pink Line = Maximum Print area

Print is located on the top face,  
there will be a slight border as  
print does not go to the edge.  
Sides cannot be printed.

100% of Actual Size  
Direct Digital




Galaxy S8

Blue Line = The SIGNIFICANT PRINT AREA  
(Keep all critical images & text within this box)  
Pink Line = Maximum Print area

Print is located on the top face,  
there will be a slight border as  
print does not go to the edge.  
Sides cannot be printed.

100% of Actual Size  
Direct Digital




Galaxy S8 Plus

Blue Line = The SIGNIFICANT PRINT AREA  
(Keep all critical images & text within this box)  
Pink Line = Maximum Print area

Print is located on the top face,  
there will be a slight border as  
print does not go to the edge.  
Sides cannot be printed.

100% of Actual Size  
Direct Digital




Iphone 5

Blue Line = The SIGNIFICANT PRINT AREA  
(Keep all critical images & text within this box)  
Pink Line = Maximum Print area

Print is located on the top face,  
there will be a slight border as  
print does not go to the edge.  
Sides cannot be printed.

100% of Actual Size  
Direct Digital




Iphone 6

Blue Line = The SIGNIFICANT PRINT AREA  
(Keep all critical images & text within this box)  
Pink Line = Maximum Print area

Print is located on the top face,  
there will be a slight border as  
print does not go to the edge.  
Sides cannot be printed.

100% of Actual Size

Direct Digital




Iphone 6 Plus

Blue Line = The SIGNIFICANT PRINT AREA  
(Keep all critical images & text within this box)  
Pink Line = Maximum Print area

Print is located on the top face,  
there will be a slight border as  
print does not go to the edge.  
Sides cannot be printed.

100% of Actual Size

Direct Digital




Iphone 7/8

Blue Line = The SIGNIFICANT PRINT AREA  
(Keep all critical images & text within this box)  
Pink Line = Maximum Print area

Print is located on the top face,  
there will be a slight border as  
print does not go to the edge.  
Sides cannot be printed.

100% of Actual Size  
Direct Digital




Iphone 7/8 Plus

Blue Line = The SIGNIFICANT PRINT AREA  
(Keep all critical images & text within this box)  
Pink Line = Maximum Print area

Print is located on the top face,  
there will be a slight border as  
print does not go to the edge.  
Sides cannot be printed.

100% of Actual Size  
Direct Digital



Iphone X

Blue Line = The SIGNIFICANT PRINT AREA  
(Keep all critical images & text within this box)  
Pink Line = Maximum Print area

Print is located on the top face,  
there will be a slight border as  
print does not go to the edge.  
Sides cannot be printed.